








Part List

	1pc		1pc		1pc
	1pc		1pc		1pc
	1pc				

Assembly Instructions

Notice: Do not use sharp objects to cut through the packaging



Safety Instructions

Notice: Do not use sharp objects to cut through the packaging

1. Before using the product, make sure all fastenings are tightly in place and that everything is in order, and checked periodically.
2. Maximum load is **150kg**, do not exceed.
3. This motorcycle lift is not a toy, and is only to be used for its designated purpose.
4. This product includes small parts that could cause choking.
5. Not suitable for use by children or unauthorised persons.
6. Only use this lift on stable, level and dry ground.
7. Always keep your hands and feet away from the working area.
8. Do not make any modification to this lift.
9. Leaving the product outside exposed to weather, especially direct sun, rain and salt air, will speed with weathering process. This can be slowed by removing the product from these conditions, or covering it with a suitable cover.
10. When not in use, the lift must be stored in the lowest position in a dry location.
11. Keep the lift clean and wipe off any oil or grease.

